

# 01

## 한글 익히기 I

Master *Hangeul*, the Korean Alphabet I

### 1 한글 소개 Introduction to *Hangeul* (The Korean Alphabet)



*Hangeul* was created in 1443 by King Sejong of the Joseon Dynasty. Before that, Koreans used Chinese characters when writing Korean language. However, Chinese characters were too difficult for ordinary people without education. Thus, King Sejong created *Hangeul*, which can be easily used by ordinary people.

#### (1) Vowels: Vowel letters were made like this.

		round sky	+ • = ㅏ [a]
		flat earth	+ • • = ㅑ [ja]
		standing person	• + — = ㅓ [o]

King Sejong made ‘ㅏ, ㅑ, ㅓ, ㅕ, ㅗ, ㅛ, ㅜ, ㅠ’ based on the three basic vowels (i.e., •, —, |). which depicted the round sky, the flat earth, and a standing person. The rest of the vowels were made by combining these basic letters.

#### (2) Consonants: Consonant letters were made like this.

	The basic letters ‘ㄱ, ㅋ, ㆁ, ㆁ, ㆁ’ were made in the shape of the parts of the mouth that form their sounds.	
ㄱ [k/g]	→	ㅋ [k <sup>h</sup> ]
ㄷ [t/d]	→	ㅌ [t <sup>h</sup> ]
ㅂ [p/b]	→	ㅍ [p <sup>h</sup> ]
ㅈ [ts/dz]	→	ㅊ [ts <sup>h</sup> ]

One more stroke was added to the basic letters to make the sounds ‘ㅋ, ㅌ, ㅍ, ㅊ’ with strong air flow.

ㄱ [k/g]	→ ㄲ [k']	The same letter was written twice for tense sounds as in 'ㄲ, ㄸ, ㅃ, ㅆ, ㅈ'.
ㄷ [t/d]	→ ㄸ [t']	
ㅂ [p/b]	→ ㅃ [p']	
ㅅ [s]	→ ㅆ [s']	
ㅈ [ts/dz]	→ ㅉ [ts']	

**(3) Syllables: This is how syllables were formed.**

Consonants and vowels are combined to form syllable blocks. In writing, every syllable must have at least one consonant and one vowel. Consonants cannot be written alone. Likewise, vowels cannot stand alone. Therefore, when a syllable has no consonant in the initial position, ZERO 'ㅇ' is written to hold the empty consonant position. A consonant is also allowed in the final position.

①	Consonant + Vertical vowel	CV	나
	Consonant + Horizontal vowel	C V	노
②	Empty consonant + Vertical vowel	○CV	아
	Empty consonant + Horizontal vowel	○C V	오
③	Consonant + Vertical vowel + Final consonant	CV C	밖
	Consonant + Horizontal vowel + Final consonant	C V C	부
④	Vertical vowel + Final consonant	○CV C	안
	Horizontal vowel + Final consonant	○C V C	어

## 2 모음 1 Vowels 1



The Korean language has 21 vowels in total. There are vertical vowels (ㅣ, ㅏ, ㅑ, ㅓ, ㅕ) and horizontal vowels (ㅡ, ㅗ, ㅛ, ㅜ, ㅠ).

### 1. Vowel Pronunciation



Are you ready to learn vowel sounds now? First, you need to find a mirror. Listen to the vowels and try to make the shapes you see in the pictures on the next two pages with your mouth while looking in the mirror. We'll practice vertical vowels first and horizontal vowels next.

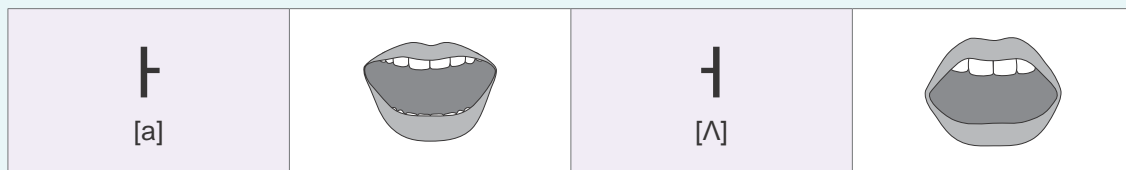
Vertical Vowels			Horizontal Vowels		
Letter	Sound Value		Letter	Sound Value	
ㅣ	[i]	f <u>ill</u>	ㅡ	[ɨ]	not found
ㅏ	[a]	f <u>ather</u>	ㅗ	[o]	h <u>orse</u>
ㅑ	[ja]	y <u>acht</u>	ㅛ	[jo]	y <u>oga</u>
ㅓ	[ʌ]	c <u>all</u>	ㅜ	[u]	p <u>ool</u>
ㅕ	[jʌ]	y <u>oung</u>	ㅠ	[ju]	y <u>ou</u>

- The vowel [ɨ] is not found in English. However, it is similar to the pronunciation of the vowel 'u' in 'put', without rounding the lips.
- Vowels are divided into two categories according to their sound values - single vowels and diphthongs. The vowels in the shaded boxes are diphthongs, and those in the non-shaded are single vowels. A diphthong has a sound value that combines a glide and a single vowel.

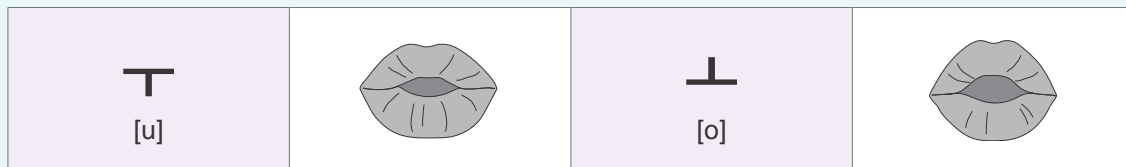


Are you ready to practice again?

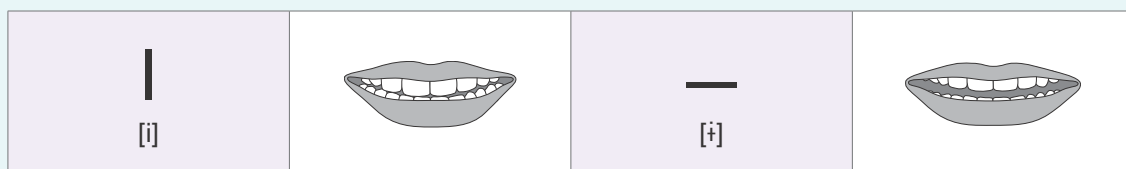
- (1) Try saying ‘ㅏ’. Now say ‘ㅑ’. How does your mouth shape change for each? Try saying ‘ㅏ’ with your mouth open wide, and ‘ㅑ’ with your mouth closed a little, Now say ‘ㅏ’ and ‘ㅑ’ several times while paying attention to the shape of your mouth.



- (2) Try saying ‘ㅜ’. Now say ‘ㅝ’. How is the mouth shape different? When you say ‘ㅜ’, round your lips and push your tongue forward, but when you say ‘ㅝ’, keep your lips rounded while opening them a little. Say ‘ㅜ’ and ‘ㅝ’ several times while paying attention to the shape of your mouth.



- (3) Try saying ‘ㅡ’ and ‘ㅣ’. How is the mouth shape for ‘ㅡ’ different from ‘ㅣ’? Your tongue moves farther forward when you say ‘ㅣ’ than when you say ‘ㅡ’. You don't need to move your tongue forward when you say ‘ㅡ’, round your lips, or open your mouth very much. Just say it with your mouth open enough to let air come out in a relaxed position. Say ‘ㅣ’ and ‘ㅡ’ several times while paying attention to the shape of your mouth.





Are you ready to practice diphthongs now? The vertical vowels ‘ㅏ, ㅑ’, which both have short horizontal strokes, and the horizontal vowels ‘ㅜ, ㅠ’, which both have short vertical strokes, are all diphthongs.

**(1)** Try saying ‘ㅏ’. Now say ‘ㅑ’.

The diphthong ‘ㅏ’ is made up of the glide ‘ㅣ’ and the single vowel ‘ㅏ’, and the diphthong ‘ㅑ’ is made up of the glide ‘ㅣ’ and the single vowel ‘ㅑ’. When you say ‘ㅏ’, the ‘ㅣ’ is short and the ‘ㅏ’ is long, and when you say ‘ㅑ’, the ‘ㅣ’ is short and the ‘ㅑ’ is long. Don’t say the two vowel sounds for the same length or pronounce them as two separate vowels.

ㅏ [ja]	 [i] + [a]	ㅑ [jʌ]	 [i] + [ʌ]
-----------	---------------	-----------	---------------

**(2)** The diphthong ‘ㅜ’ is made up of the glide ‘ㅣ’ and the single vowel ‘ㅜ’, and the diphthong ‘ㅠ’ is made up of the glide ‘ㅣ’ and the single vowel ‘ㅠ’. Try saying ‘ㅜ’. Now say ‘ㅠ’. When you say ‘ㅜ’, the ‘ㅣ’ is short and the ‘ㅜ’ is long, and when you say ‘ㅠ’, the ‘ㅣ’ is short and the ‘ㅠ’ is long. You shouldn’t say the two vowel sounds the same length or pronounce them as two separate vowels.

ㅜ [jo]	 [i] + [o]	ㅠ [ju]	 [i] + [u]
-----------	---------------	-----------	---------------

## 2. Vowel Writing

So then, how are vowels written? When writing a vertical stroke, start at the top and go down, and when writing a horizontal stroke, start at the left and go right.

From top to bottom			From left to right		
ㅣ [i]	 (○)	 (X)	ㅡ [ɨ]	 (○)	 (X)



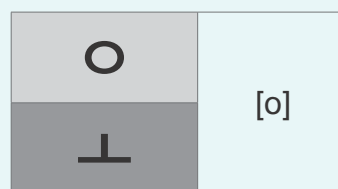
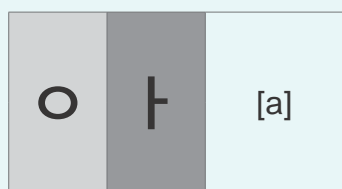
Well then, are you ready to write? When writing a vertical vowel in the form of a "standing person", make the vertical stroke long and the horizontal stroke(s) short. When writing a horizontal vowel in the form of the "flat earth", make the horizontal stroke long and the vertical stroke(s) short. Listen to the vowels and repeat while writing.

Letter	Sound Value	Writing Order	Writing Practice					
ㅣ	[i]	↓ <sup>①</sup>						
ㅏ	[a]	↓ <sup>①</sup> → <sup>②</sup>						
ㅑ	[ja]	↓ <sup>①</sup> → <sup>②</sup> → <sup>③</sup>						
ㅓ	[ʌ]	→ <sup>①</sup> ↓ <sup>②</sup>						
ㅕ	[jʌ]	→ <sup>①</sup> → <sup>②</sup> ↓ <sup>③</sup>						
ㅡ	[ɨ]	→ <sup>①</sup>						
ㅜ	[o]	↓ <sup>①</sup> → <sup>②</sup>						
ㅠ	[jo]	↓ <sup>①</sup> ↓ <sup>②</sup> → <sup>③</sup>						
ㅗ	[u]	→ <sup>①</sup> ↓ <sup>②</sup>						
ㅠ	[ju]	→ <sup>①</sup> ↓ <sup>②</sup> ↓ <sup>③</sup>						



Are you finished writing? Listen to the vowels one more time and repeat them again.

Both a consonant and a vowel must be together in each syllable. That's why if you do not have an initial consonant, you use 'ㅇ', which has no sound - it's silent. With a vertical vowel, write 'ㅇ' on the left side of the vowel, and with a horizontal vowel, write 'ㅇ' above the vowel.



Listen and repeat while writing.

Letter	Sound Value	Writing Practice					
ㅣ	[i]	이	이	이			
ㅏ	[a]	아	아	아			
ㅑ	[ja]	야	야	야			
ㅓ	[ʌ]	어	어	어			
ㅕ	[jʌ]	여	여	여			
ㅡ	[ɨ]	이	이	이			
ㅜ	[o]	우	우	우			
ㅠ	[jo]	유	유	유			
ㅗ	[u]	우	우	우			
ㅠ	[ju]	유	유	유			



연습 Practice

1. Say each of the vowels below one by one. Are you finished? Next, listen to the CD and see if you pronounced them correctly. Looking out for the ones you missed, listen and repeat one more time.

- (1) 아 어 오 우 으      (2) 오 아 어 우 이  
 (3) 야 여 요 유      (4) 요 야 여 유

2. Listen and choose the correct answers.

- (1) 아 오                      (2) 우 으                      (3) 어 오  
 (4) 야 아                      (5) 오 요                      (6) 여 유

3. Listen and connect the letters in order. What picture do they make?

이 •                      • 우

아 •                      • 여

으 •

정답 2. (1) 아 (2) 우 (3) 오 (4) 야 (5) 요 (6) 유 3. ☆

4. Listen and write what you hear in Korean. Did you finish writing? Next, write three more times while saying them out loud.

(1)				
(2)				
(3)				
(4)				
(5)				
(6)				



정답 (1) 이 (2) 오 (3) 아이 (4) 오이 (5) 우유 (6) 여우

3 모음 2 Vowels 2



Now, are you ready to learn some more vowels? Listen to the CD and repeat.

ㅏ [ɛ]	ㅏ + ㅣ	ㅘ [wa]	ㅘ + ㅏ	ㅙ [wɛ]	ㅘ + ㅏ
ㅓ [e]	ㅓ + ㅣ	ㅜ [wʌ]	ㅜ + ㅓ	ㅠ [we]	ㅜ + ㅓ
ㅛ [jɛ]	ㅛ + ㅣ	ㅠ [y/wi]	ㅠ + ㅣ	ㅡ [i]	ㅡ + ㅣ
ㅜ [je]	ㅜ + ㅣ	ㅡ [ø/we]	ㅡ + ㅣ		

- The vowels in the shaded boxes are single vowels, and they are merged by some speakers.
- The vowel ‘ㅡ [i]’ is not found in English. However, it is similar to the pronunciation of the vowel ‘ui’ in ‘quit’, without rounding the lips.
- The sound values of the three vowels ‘ㅜ’, ‘ㅙ’, and ‘ㅠ’ sound similar to each other when spoken by younger Korean speakers.



Are you ready to practice again?

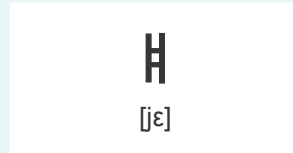
(1) Try saying ‘ㅏ’ and ‘ㅓ’. They sound similar, right?

These two vowels’ pronunciations used to be totally different, but they have become similar. That’s why many Koreans today cannot distinguish their difference in pronunciation.

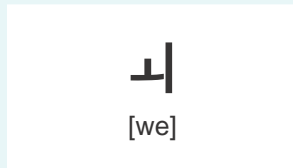
ㅏ  
[ɛ]

ㅓ  
[e]

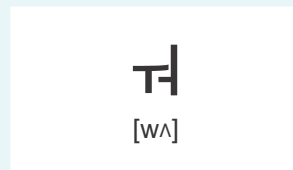
(2) Try saying ‘ㅞ’ and ‘ㅟ’. These diphthongs are each formed from ‘ㅣ’ and either ‘ㅛ’ or ‘ㅜ’. These two vowels also sound similar. It's hard to tell them apart. Like ‘ㅛ’ and ‘ㅜ’, which we saw before, many Koreans cannot distinguish their difference in pronunciation.



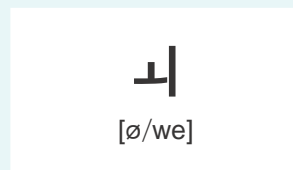
(3) Try saying ‘ㅘ’, ‘ㅙ’, and ‘ㅚ’. These three vowels sound similar. They are all diphthongs with both horizontal and vertical vowels.



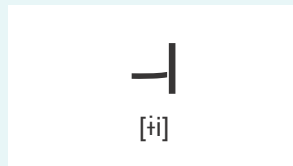
(4) Try saying ‘ㅜㅚ’ and ‘ㅜㅘ’. Say them in rotation several times. They are both diphthongs with both horizontal and vertical vowels.



(5) Try saying ‘ㅟㅚ’ and ‘ㅟㅘ’ several times in back and forth. They are both diphthongs with both horizontal and vertical vowels.



(6) Read ‘ㅟ’ out loud once again. Try saying the ‘ㅡ’ short and the ‘ㅣ’ very quickly. This is a diphthong with both a horizontal and a vertical vowel.





So are you ready to write? Listen to the CD and repeat while writing.

Letter	Sound Value	Writing Order	Writing Practice					
ㅏ	[ε]							
ㅑ	[e]							
ㅓ	[jε]							
ㅕ	[je]							
ㅗ	[wa]							
ㅛ	[wʌ]							
ㅜ	[y/wi]							
ㅠ	[ø/we]							
ㅛ	[wε]							
ㅜ	[we]							
ㅡ	[+i]							



Did you finish writing? Listen and repeat the vowels again.



Be careful not to write them as below.

나 (○)

겨 (○)

기 (○)

계 (○)

너 (X)

가 (X)

히 (X)

게 (X)

As mentioned earlier, each syllable must have both a consonant and a vowel. Thus, if there is no beginning consonant, use 'ㅇ', which has no sound – it's silent. Write 'ㅇ' to the left of vertical vowels and above horizontal vowels.





Listen and repeat while writing the vowels with 'ㅇ'.

Letter	Sound Value	Writing Practice					
ㅏ	[ɛ]	애	애	애			
ㅑ	[e]	에	에	에			
ㅓ	[jɛ]	얘	얘	얘			
ㅕ	[je]	예	예	예			
ㅗ	[wa]	와	와	와			
ㅛ	[wʌ]	워	워	워			
ㅜ	[y/wi]	위	위	위			
ㅠ	[ø/we]	외	외	외			
ㅞ	[wɛ]	왜	왜	왜			
ㅟ	[wɛ]	웨	웨	웨			
ㅡ	[ɨ]	의	의	의			



연습 Practice

1. Try saying the vowels below one by one. Then, listen to the CD and write the letter '○' beside the correct sounds. Pay attention to what you missed, listen and repeat again.

- (1) 애 예 와 워                      (2) 위 의 와 웨
- (3) 워 에 예 의                      (4) 왜 와 에 예

2. Listen and choose the correct answers.

- (1) 애 예                                  (2) 워 워
- (3) 위 의                                  (4) 와 왜

3. Listen and connect the letters in order.

아이			애
	와	위	
여우		에	의
왜	오이		우유

What picture do they make?

정답 2. (1) 애 (2) 웨 (3) 위 (4) 와 3. ☆ (위 → 여우 → 에 → 의 → 와 → 오이 → 위)

4. Listen and write what you hear in *Hangeul*.

(1)				
(2)				
(3)				
(4)				
(5)				
(6)				

Did you finish writing? Next, write and say each sound aloud three times.



정답 (1) 예 (2) 와 (3) 왜 (4) 와요 (5) 위에 (6) 외워요